


# How To Update Your AutoBoss V30 Scanner...

<http://www.TotalCarDiagnostics.com/support>

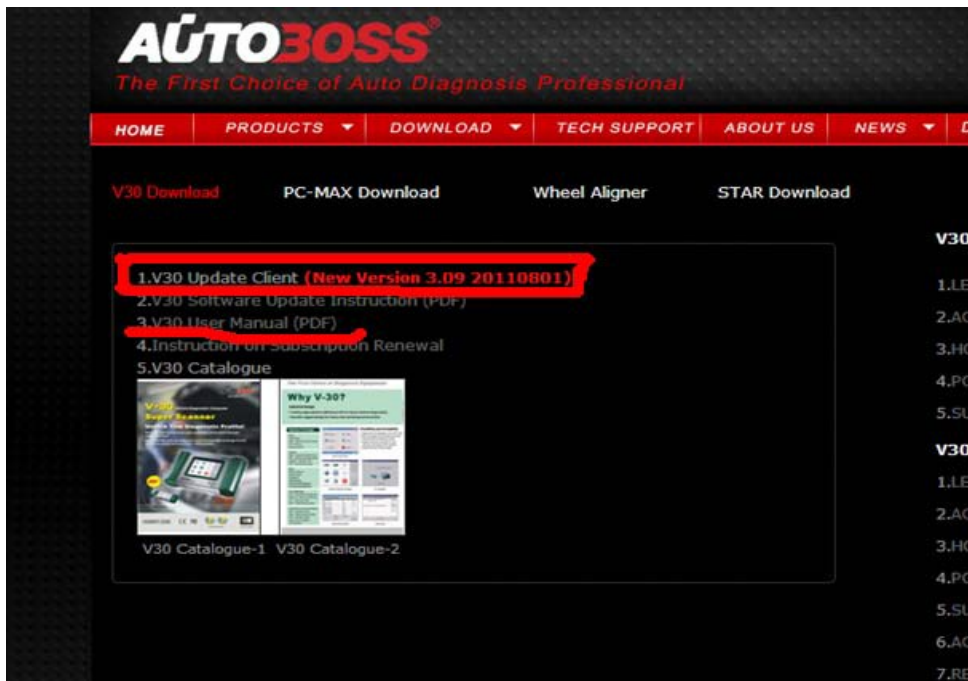
**Step 1:** Visit AUTOBOSS website at <http://www.AUTOBOSS.net>

**Step 2:** Enter English website.



**Step 3:** Click on [V30] under the button [Download].

**Step 4:** Click on the option [V30 Update Client] to download the update client to your PC. (see below pic)



A file named V30setupEn.exe will be saved to your PC.

Double-click on it to install the software.

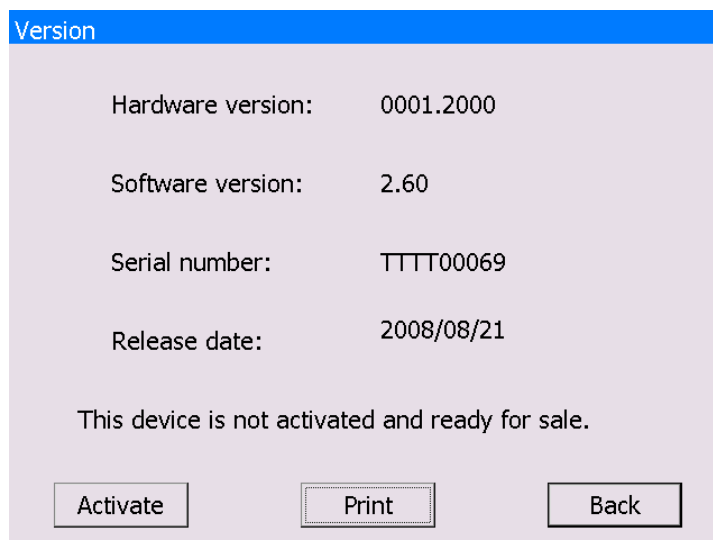
When installed, launch “V30 Update Client”, and choose: **Manual Mode**

## Step 5: Check V30 S/N and Password on your AutoBoss Unit.

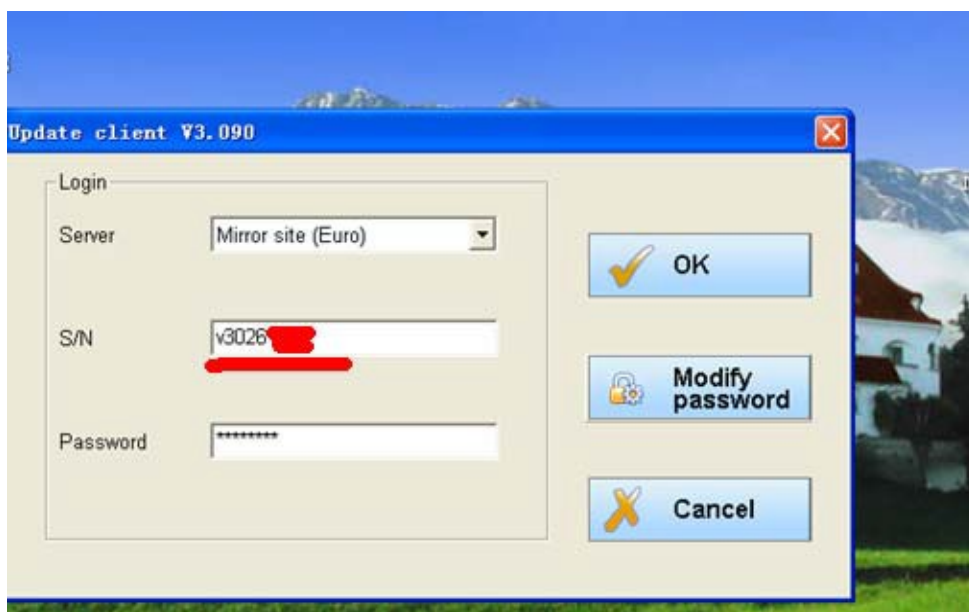
Click on [Version] button.



Click on the button [Activate] to get the original register password as shown in below image.

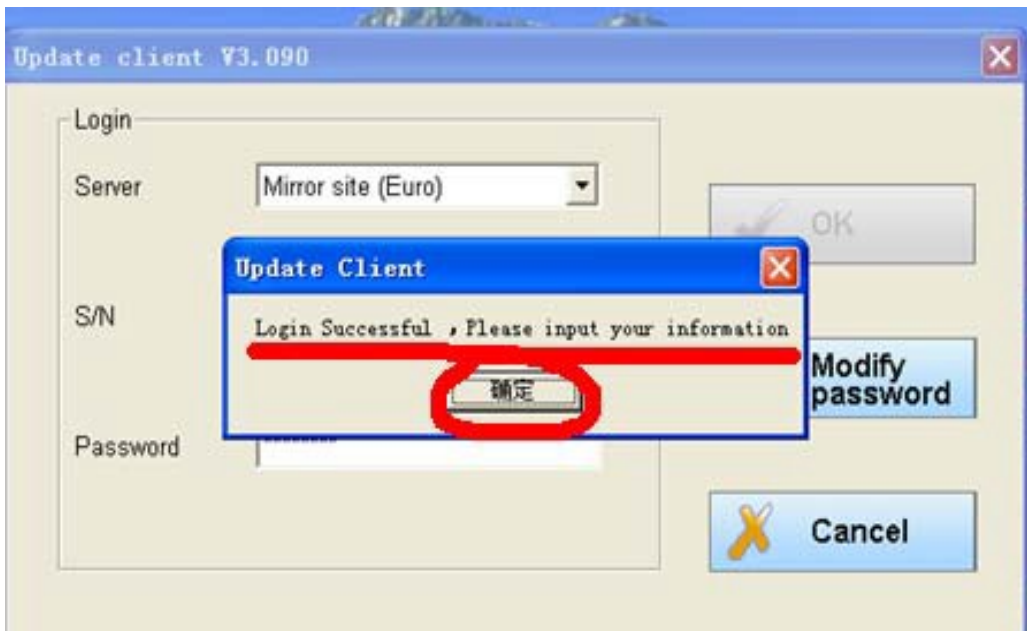


**Step 6:** Take out the SD card from main unit, and plug it into the USB SD card reader and connect to PC.

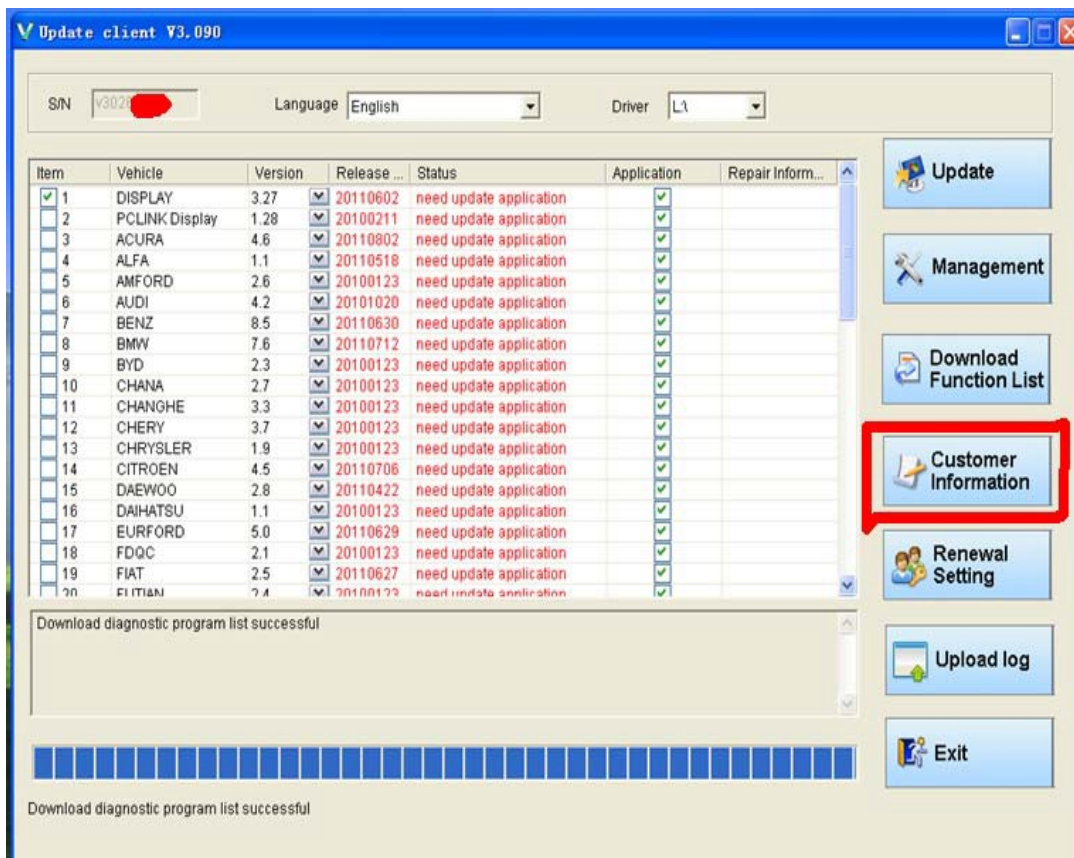


(1) Input the serial number and password then click on the [OK] button to connect to server.

It takes some time before the download is finished.



You must fill in your personal information when you first login to V30 update client; otherwise you will not be able to download updates.



**User information**

User information

First name: LEE

Last name: TOM

Company name: AUTOBOSS TECH INC

Tel: 0755-82193298

Fax: 0755-82170248

Mob:

Email: MARKETING@AUTOBOSS.NET

Distributor code: SZ-HDC003

Address:

Country: CHINA

State/Province: GUANG DONG

City: SHENZHEN

Street No: BLDG.304, SHANGBU INDUSTRIAL PARK, ZHENXING RD.

Poster code: 518028

**OK** **Cancel**

**Update Client**

?

Please confirm the accuracy of your information, otherwise it will affect your follow-up services,  
Save the changed information to server?

**是(Y)** **否(N)**

Mob:

Country:

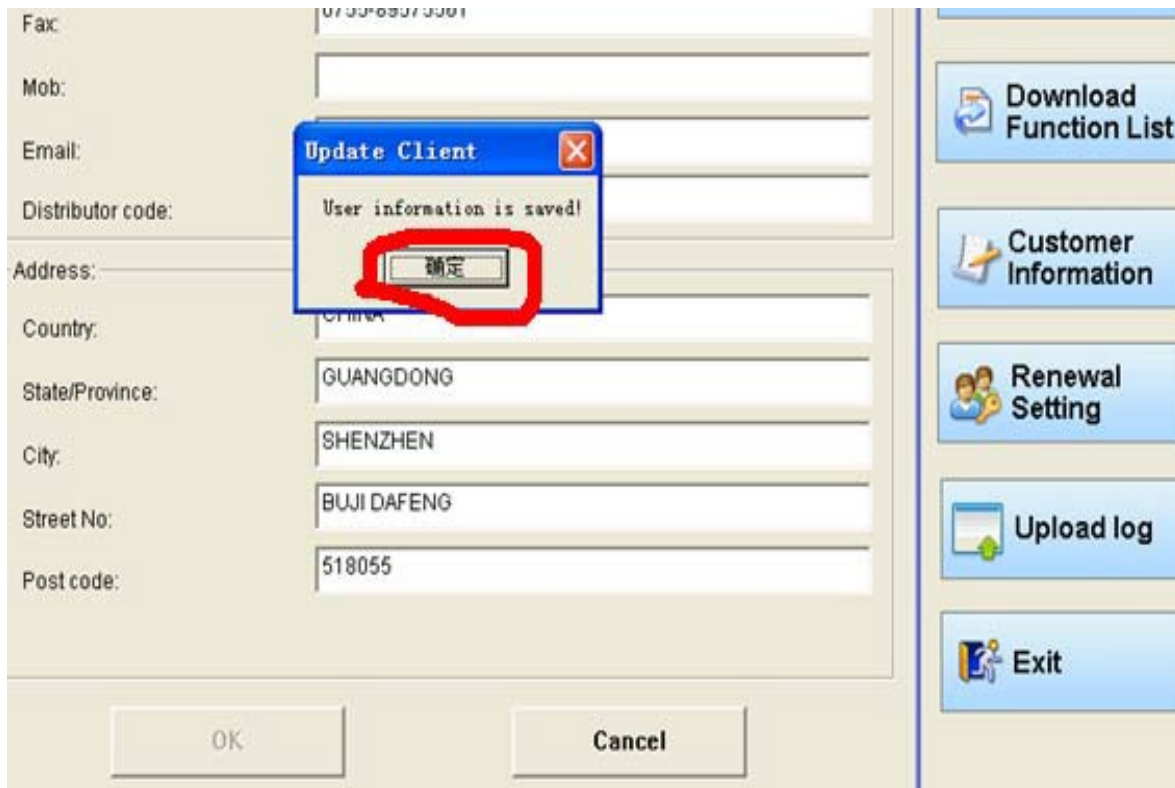
State/Province: GUANGDONG

Download Function List

Customer Information

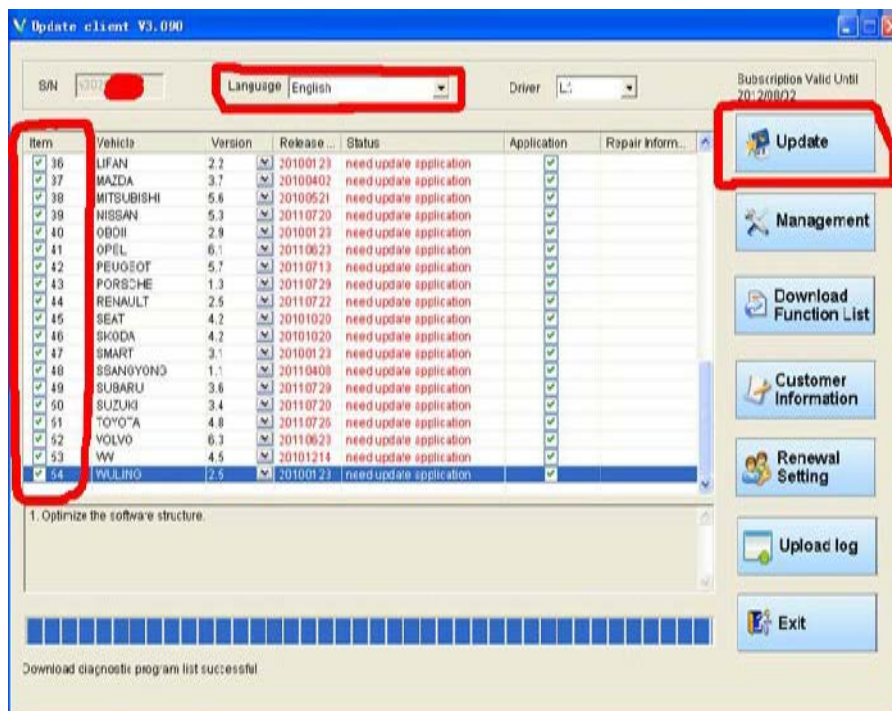
Renewal Setting





Choose [you want to upgrade software].

Click [Update] button.



Update client V3.090

S/N: v30261178    Language: English    Driver: L1    Subscription Valid Until: 2012/08/02

Item	Vehicle	Version	Release ...	Status	Application	Repair Inform...
36	LIFAN	2.2	20100123	need update application	✓	
37	MAZDA	3.7	20100402	need update application	✓	
38	MITSUBISHI	5.6	20100521	need update application	✓	
39	NISSAN	5.3	20110720	need update application	✓	
40	OBDII	2.9	20100123	need update application	✓	
41	OPEL	6.1	20110623	need update application	✓	
42	PEUGEOT	5.7	20110713	need update application	✓	
43	PORSCHE	1.3	20110729	need update application	✓	
44	RENAULT					
45	SEAT					
46	SKODA					
47	SMART					
48	SSANGYONG					
49	SUBARU					
50	SUZUKI					
51	TOYOTA					
52	VOLVO	6.3	20110623	need update application	✓	
53	VW	4.5	20101214	need update application	✓	
54	WULING	2.5	20100123	need update application	✓	

1. Optimize the software structure.

Download diagnostic program list successful

Update Client V30Update

If you select the PCLINK Display, it will be installed into your PC automatically.

Are you sure?

是(Y)    否(N)

Update    Management    Download Function List    Customer Information    Renewal Setting    Upload log    Exit

Vehicle	Version	Release ...	Status	Application	Repair Inform...
DISPLAY	3.27	20110602	Update Successful		
PCLINK Display	1.28	20100211	need update application	✓	
ACURA	4.6	20110802	need update application	✓	
ALFA	1.1	20110518	need update application	✓	
AMFORD	2.6	20100123	need update application	✓	
AUDI	4.2	20101020	need update application	✓	
BENZ	8.5	20110630	need update application	✓	
BMW	7.6	20110712	need update application	✓	
BYD	2.3	20100123	need update application	✓	
CHANA	2.7	20100123	need up	✓	
CHANGHE	3.3	20100123	need up	✓	
CHERY	3.7	20100123	need up	✓	
CHRYSLER	1.9	20100123	need up	✓	
CITROEN	4.5	20110706	need up	✓	
DAEWOO	2.8	20110422	need up	✓	
DAIHATSU	1.1	20100123	need update app	✓	
EURFORD	5.0	20110629	need update application	✓	
FDQC	2.1	20100123	need update application	✓	
FIAT	2.5	20110627	need update application	✓	
FI TIAN	2.4	20100123	need update application	✓	

3ad diagnostic program list successful

Update Client

Update Successful

确定

Update    Management    Download Function List    Customer Information    Renewal Setting    Upload log    Exit



**Step 6:** Insert the SD card back into AutoBoss Unit.



Update Report Written by:

[TotalCarDiagnostics.com](http://TotalCarDiagnostics.com)

Car Diagnostics & Tuning Experts.